



# i14-M0213 Lock

## i14 Lock

SAFETY LOCKING DEVICES

**SICK**  
Sensor Intelligence.



actuator not supplied with delivery



Ordering information

Type	Part no.
i14-M0213 Lock	6025060

The actuator has to be ordered separately. See "Accessories" for further details.

Other models and accessories → [www.sick.com/i14\\_Lock](http://www.sick.com/i14_Lock)

Detailed technical data

Features

Sensor principle	Electro-mechanical
Locking principle	Power to release
Number of positive action N/C solenoid monitoring contacts	2
Number of N/O solenoid monitoring contacts	1
Number of positive action N/C door monitoring contacts	0
Number of N/O door monitoring contacts	0
Number of N/C door monitoring contacts	0
Locking force F <sub>max</sub>	1,000 N (EN ISO 14119)
Locking force F <sub>Zh</sub>	770 N (EN ISO 14119)
Actuation force	≥ 12 N
Retaining force	≤ 50 N <sup>1)</sup>
Actuation frequency	≤ 3,600 /h
Actuation directions	3
Approach speed	≤ 10 m/min

<sup>1)</sup> With actuator iE14-S1; max. 12 N with actuator iE14-S2.

Safety-related parameters

B <sub>10d</sub> parameter	2 x 10 <sup>6</sup> switching cycles (with small load)
Type	Type 2 (EN ISO 14119)
Actuator coding level	Low coding level (EN ISO 14119)
Safe state in the event of a fault	The switch has no internal fault detection and is unable to assume a safe state in the event of a fault. Fault detection is performed by the connected safety-related logic unit.

## Functions

<b>Safe series connection</b>	None, only individual wiring (with diagnostics)
-------------------------------	-------------------------------------------------

## Interfaces

<b>Connection type</b>	Cable gland, 1 x M20
Conductor cross section	≤ 1.5 mm <sup>2</sup>
<b>Display elements</b>	LEDs
Status display	✓

## Electrical data

<b>Switching principle</b>	Slow action switching element
<b>Usage category</b>	AC-15/DC-13 (EN 60947-5-1)
<b>Rated operating current (voltage)</b>	3 A (240 V AC) 2 A (24 V DC)
<b>Rated insulation voltage U<sub>i</sub></b>	250 V
<b>Rated impulse withstand voltage U<sub>imp</sub></b>	2,500 V
<b>Type of output</b>	Electro-mechanical contacts
<b>Power consumption</b>	≤ 7 W
<b>Short-circuit protection</b>	3 A gG
<b>Switching voltage</b>	≥ 5 V DC
<b>Switching current (switching voltage)</b>	≥ 5 mA (5 V DC)
<b>Solenoid operating voltage</b>	(20.4 V DC ... 26.4 V DC)
<b>Switch-on time of magnet</b>	100 %
<b>Locking principle</b>	Power to release

## Mechanical data

<b>Weight</b>	0.37 kg
<b>Housing material</b>	Glass-fiber reinforced thermoplastic
<b>Mechanical life</b>	1 x 10 <sup>6</sup> switching cycles

## Ambient data

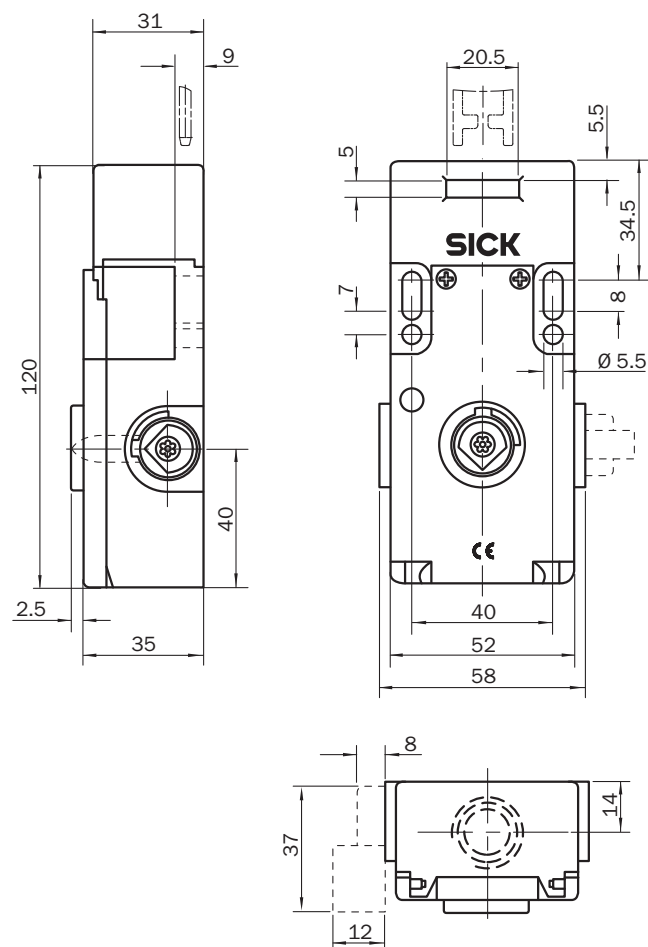
<b>Enclosure rating</b>	IP65 (IEC 60529)
<b>Ambient operating temperature</b>	-20 °C ... +60 °C
<b>Storage temperature</b>	-10 °C ... +60 °C

## Classifications

<b>ECLASS 5.0</b>	27272603
<b>ECLASS 5.1.4</b>	27272603
<b>ECLASS 6.0</b>	27272603
<b>ECLASS 6.2</b>	27272603
<b>ECLASS 7.0</b>	27272603
<b>ECLASS 8.0</b>	27272603
<b>ECLASS 8.1</b>	27272603
<b>ECLASS 9.0</b>	27272603
<b>ECLASS 10.0</b>	27272603
<b>ECLASS 11.0</b>	27272603

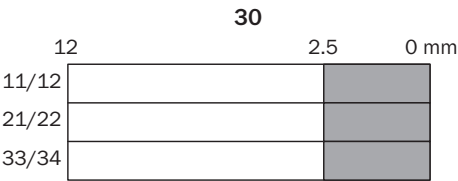
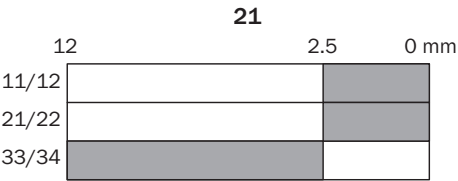
<b>ECLASS 12.0</b>	27272603
<b>ETIM 5.0</b>	EC002593
<b>ETIM 6.0</b>	EC002593
<b>ETIM 7.0</b>	EC002593
<b>ETIM 8.0</b>	EC002593
<b>UNSPSC 16.0901</b>	39122205

### Dimensional drawing (Dimensions in mm (inch))



Actuator travel diagram

Contact action over the entire actuator withdrawal distance (full insertion = 0 mm)



- ☐ Contacts open
- ☒ Contacts closed

Switching elements

Actuator inserted		Actuator removed	
locked		unlocked	
Switching element 21			
Switching element 30			

Positive action N/C locking monitoring contact

- Switching element 21:  
2 positive action N/C contacts + 1 N/O contact
- Switching element 30:  
3 positive action N/C contacts

## SICK AT A GLANCE

SICK is one of the leading manufacturers of intelligent sensors and sensor solutions for industrial applications. A unique range of products and services creates the perfect basis for controlling processes securely and efficiently, protecting individuals from accidents and preventing damage to the environment.

We have extensive experience in a wide range of industries and understand their processes and requirements. With intelligent sensors, we can deliver exactly what our customers need. In application centers in Europe, Asia and North America, system solutions are tested and optimized in accordance with customer specifications. All this makes us a reliable supplier and development partner.

Comprehensive services complete our offering: SICK LifeTime Services provide support throughout the machine life cycle and ensure safety and productivity.

**For us, that is “Sensor Intelligence.”**

## WORLDWIDE PRESENCE:

Contacts and other locations –[www.sick.com](http://www.sick.com)